


Enjoy your pool,  
beautifully

Water features  
add the soothing sound  
of flowing water to relax  
the mind and body







Zodiac Water Features are the perfect way to create a tropical oasis in your own backyard.

Available in a wide range of configurations from multi-tiered waterfalls to single streams, each provides the unique sound and beauty of flowing water to relax the body, rejuvenate the spirit and create unparalleled visual impact to the pool area.

Aside from the aesthetic appeal, water features can also provide practical benefits such as redistributing heated water and chemicals through the pool. Water features can also assist in hiding pool equipment and filtering out unwanted noise.

If you already own a pool, a water feature can easily be installed utilizing either an existing retaining wall, or by having one purpose built for the water feature (depending on plumbing provisions).






## powerfalls

**The Zodiac Powerfall utilizes the patented X baffle design to provide a smooth sheet of water resembling a waterfall.**

The Powerfall is extremely reliable, easy to install and is available in standard sizes or can be built to your specifications. Nozzles are available with 25.4mm, 152.4mm, 228.6mm or 305mm lengths for radius cut applications.

Powerfalls are available in different types of materials, depending on the finish you desire. The metal options of stainless steel, brass or copper will provide your pool with a luxurious finish, whilst the clear option will allow your water feature to blend in with any backyard, surface or colour scheme. The clear nozzles are available with 25.4 mm and 125 mm for radius cut applications.

**An invigorating addition to your backyard with the refreshing sounds and dynamic flow of water.**



The patented **X baffle** allows the flow of water to rotate through chambers to ensure even flow when released through the nozzle.






## minijets

**Zodiac Minijets are an extremely versatile water feature that creates a very elegant effect.**

Minijets are designed to project a stream of water at a 45 degree angle for a distance of up to 4.6 metres.

Minijets have a low water flow requirement and are extremely versatile to suit most pool environments. The Minijet is available for in-ground and vinyl liner pools with colours to match the most popular pool tile finishes.

The all new Flow Control Minijet allows you to create the optimum flow to suit your pool. The flow adjustment is achieved right at the nozzle via a special tool included with the unit.



## powerstreams

**The Zodiac Powerstream produces individual streams of water that create an arc of sparkling droplets.**

Zodiac Powerstreams require less water flow than other waterfalls and can be installed at heights of up to 4.6 metres.

Patterns are available in single, double or triple rows. Nozzles available with 25.4mm, 152.4mm, 228.6mm or 305mm lengths for radius cut applications.




## rainfalls

**Zodiac Rainfalls recreate the relaxing sounds & simple beauty of gentle falling rain.**

Rainfalls are custom designed for use in overhead beams and arches. Streams of water can descend from up to 4.6 metres into a contained area with minimal splash providing stunning visual impact.





## scuppers

**One of the easiest ways to add visual interest and the soothing sound of falling water to your pool. Water can be re-directed and recycled from your pool to add impact to your pool area.**

Scuppers are wider than a Spillway and are generally used in pool or deck overhangs. They are available in stainless steel or copper.

## spillways

Spillways can be used to direct the flow of water into your pool from another body of water such as a fountain or spa.

## custom

**Create a water design limited only by your imagination.**

Zodiac custom designed water features can be designed to virtually any lengths and radiuses and are manufactured to your specifications.

inspirational water features to create an oasis in your own backyard





## Flow requirements and pump sizing

**Below are the flow rates along with the recommended pump required to achieve the optimum flow rate for each type and size of water feature listed.**

Please note if the waterfall flow requirement exceeds 40% of the output of the circulation pump, a dedicated pump must be used for the waterfall to operate correctly.

### Standard Size Powerfall, Metal Powerfalls

Size of unit	Litres Per Minute Required	Minimum Pump*	Minimum Pipe Feed	Minimum Pump Suction
305mm	45 LPM	.5 HP	40mm	40mm
458mm	68 LPM	.5 HP	40mm	40mm
610mm	91 LPM	.5 HP	40mm	40mm
915mm	136 LPM	.75 HP	40mm	40mm
1220mm	182 LPM	.75 HP	40mm	40mm
1524mm	227 LPM	1 HP	40mm	40mm
1829mm	273 LPM	1.5 HP	50mm	50mm
2134mm	318 LPM	1.5 HP	50mm	65mm
2439mm	363 LPM	2 HP	50mm	65mm

\* Please check with your pool professional to obtain correct pump & sizing for your installation





### Standard Size Powerstream

ROW 1		ROW 2		ROW 3	
Size of unit	Litres Per Minute Required	Size of unit	Litres Per Minute Required	Size of unit	Litres Per Minute Required
305mm	15 LPM	305mm	30 LPM	305mm	45 LPM
458mm	23 LPM	458mm	45 LPM	458mm	68 LPM
610mm	30 LPM	610mm	61 LPM	610mm	91 LPM
915mm	45 LPM	915mm	91 LPM	915mm	136 LPM
1220mm	61 LPM	1220mm	121 LPM	1220mm	182 LPM
1524mm	76 LPM	1524mm	151 LPM	1524mm	227 LPM
1829mm	91 LPM	1829mm	182 LPM	1829mm	273 LPM
2134mm	106 LPM	2134mm	212 LPM	2134mm	318 LPM
2439mm	121 LPM	2439mm	242 LPM	2439mm	363 LPM

### MiniJet Performance Data

Height of Jet Spray	84mm	168mm	249mm	333mm
Metres of Head (pressure)	1.2	2.5	4.0	5.0
Litres Per Minute Required	8.0	11.5	14	17